



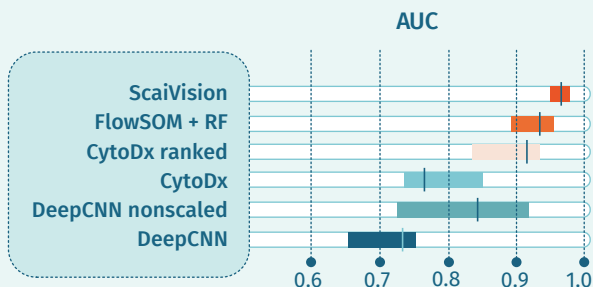
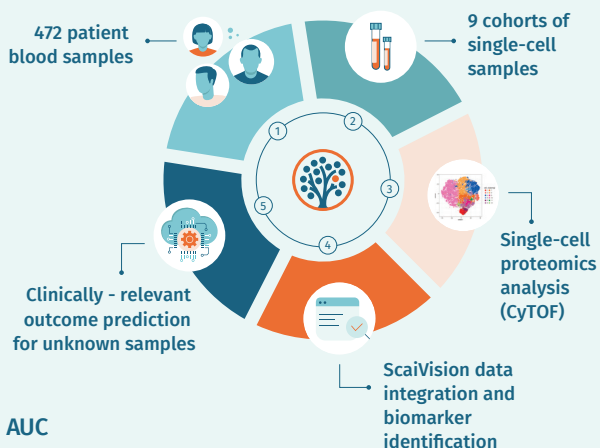
Generating clinically relevant insights from single-cell data

ScaiVision performs best-in-class at predicting sample end-points

Key advantages of ScaiVision

- Entirely **agnostic** to cell clusters or pre-determined cell types
- **Scalable** analysis of datasets up to hundreds of millions of cells without sub-sampling
- Retains **single-cell resolution** throughout the interpretation stage & calculates the clinical endpoint-associated score for every single cell

Benchmarking study



Results

- Outperforms all public competitor algorithms at the task of predicting CMV infection status
- ScaiVision attains a mean **AUC of 0.96** across all 10 cross-validation splits

Conclusions

- ScaiVision performs as the **best-in-class** algorithm at identifying molecular biomarkers, which accurately predict clinical status of the samples
- Analysis with ScaiVision unlocks an unparalleled level of high-resolution and clinically relevant discoveries in single-cell datasets

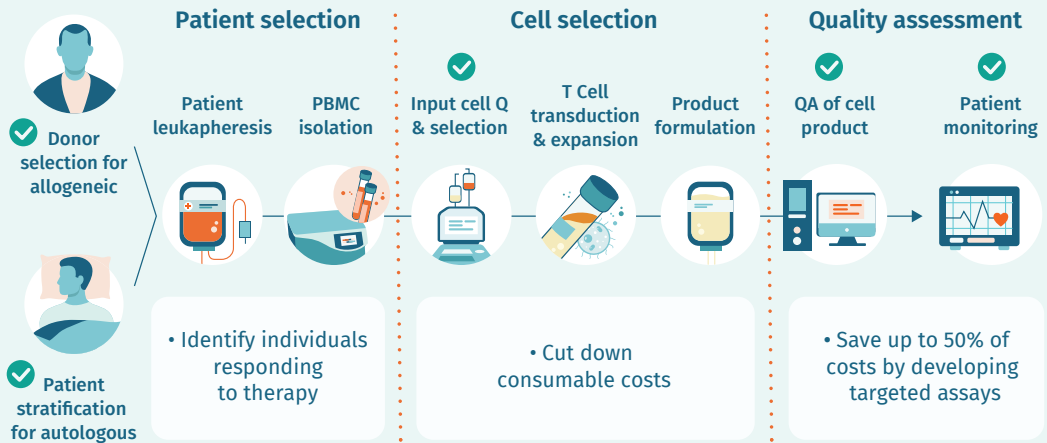


Scailyte Inc.

Basel • Boston
www.scailyte.com
contact@scailyte.com



Scailyte explains success and failure in Cell and Gene Therapy



ScaiVision identifies CAR-T cells predictive of complete remission in DLBCL

